




1 <b><u>CLOSED</u></b> New Year's Day!	2 <b>Book of the Week:</b> <u>The Mitten</u> Re-read the story, place the animals onto a big mitten in order of appearance!	3 Fashion colorful tissue mittens	4 Create winter trees using 1 arm and 5 fingers	5 Create paint-cicle works of art
8 <b>Book of the Week:</b> <u>The Hat</u> Bring in a favorite hat from home Chart similarities and differences	9 Using safety scissors cut black and white paper to create a collage	10 Create a puzzle snow person using boxes -add hats and boots 	12 <b><u>Puppet Day!</u></b> Stage a puppet show using the theater!	13 <b><u>Black and White Day!</u></b> Dress in black and white! Graph our clothing  Explore white, frozen shaving cream
15 <b><u>CLOSED</u></b> Martin Luther King Jr. Day!	16 <b>Book of the Week:</b> <u>Pete The Penguin</u>  Construct penguins	17 Learn the finger play <u>I'm A Little Penguin</u>	18 Measure, mix and shape black and white play-dough	19 <b>Experiment with placing water into very cold air</b>
22 <b>Book of the Week:</b> <u>Snowballs</u> Engage in a friendly "snowball" toss	23 <b>Engage in Creative Music &amp; More!</b> w/ Ms. Debbie Ross	24 Explore flour in the sensory table adding new items daily to extend language and learning	26 Mix, bake and eat "snowball" cookies for snack	27 <b>Stack blocks</b> 1,2,3,4 high
29 <b>Book of the Week:</b> <u>Snowmen At Night</u> Create a large snow person using small, medium and large "snowballs"	30 Make and investigate fizzy snowballs	31 Make and explore snow playdough	<div>January 2024</div> <div>Burrr... Its Cold</div> <div>  </div>	